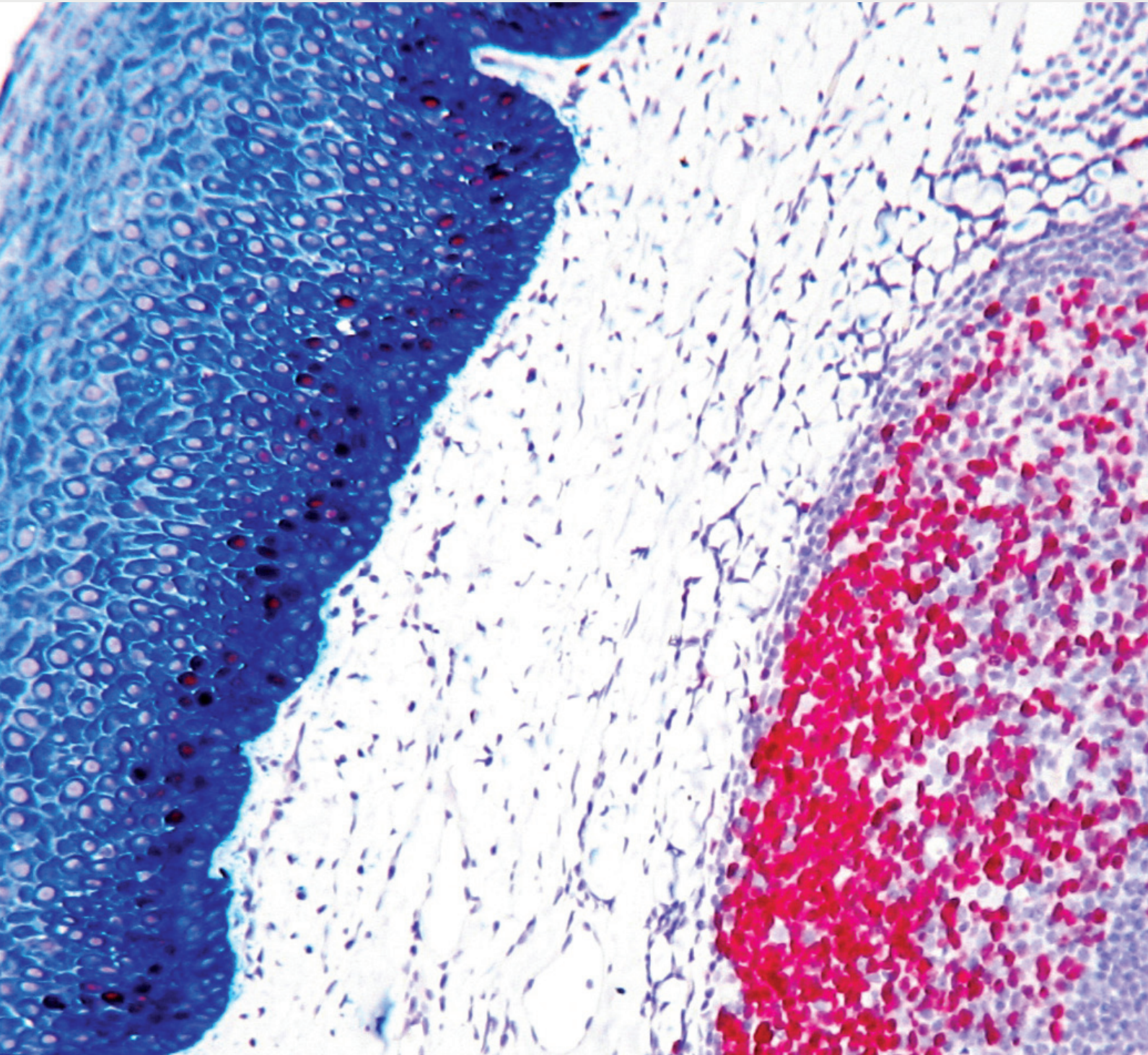





Immunohistochemistry

Complete Solutions for IHC Analysis



PROVIDING THE WHOLE ASSAY: RETRIEVAL TO VISUALIZATION



Category	Product Name	Product #
Antigen Retrieval Reagents	Antigen Retrieval Reagent, pH 6 (10X)	ENZ-ACC112
	Antigen Retrieval Reagent (Citrate, pH 7.0)	ADI-950-271
	Antigen Retrieval Reagent (Citrate, pH 8.0)	ADI-950-272
	Antigen Retrieval Reagent (EDTA, pH 8.0)	ADI-950-273
	Antigen Retrieval Reagent, pH 9 (10X)	ENZ-ACC113
	Antigen Retrieval Reagent (Tris, pH 10.0)	ADI-950-275
	IHC Enzyme Antigen Retrieval Reagent	ADI-950-280
Diluents & Salts	Antibody Blocking Buffer	ENZ-ACC108
	IHC Diluent (AP)	ADI-950-241
	IHC Diluent (Peroxidase I)	ADI-950-242
	IHC Diluent (Peroxidase II)	ADI-950-243
	IHC Diluent (Primary Ab)	ADI-950-244
	IHC PBS Tablets	ADI-950-240
	IHC Fast Red Salt Tablets Kit	ADI-950-191
Detection	MULTIVIEW® (Mouse-HRP/Rabbit-AP) Kit	ADI-950-100
	MULTIVIEW® (Mouse-HRP/Mouse-AP) Kit	ADI-950-101
	POLYVIEW® (Mouse on Mouse-HRP) IHC Kit	ADI-950-114
	POLYVIEW® PLUS HRP (Anti-Rabbit) Reagent	ENZ-ACC103
	POLYVIEW® PLUS HRP (Anti-Mouse) Reagent	ENZ-ACC104
	POLYVIEW® PLUS AP (Anti-Rabbit) Reagent	ENZ-ACC110
	POLYVIEW® PLUS HRP-DAB (Anti-Rabbit) Kit	ENZ-KIT159
	POLYVIEW® PLUS HRP-DAB (Anti-Mouse) Kit	ENZ-KIT160
	SAVIEW® PLUS HRP Reagent	ENZ-ACC102
SAVIEW® PLUS AP Reagent	ENZ-ACC111	
HRP Chromogens	HIGHDEF® DAB Chromogen/Substrate Set	ENZ-ACC105
	HIGHDEF® Yellow IHC Chromogen (HRP)	ADI-950-170
	HIGHDEF® AEC (Red) IHC Chromogen (HRP)	ADI-950-210
	HIGHDEF® Blue IHC Chromogen (HRP)	ADI-950-151
	HIGHDEF® Black IHC Chromogen (HRP)	ADI-950-171
	HIGHDEF® Enhancer (DAB)	ADI-950-181
	HIGHDEF® Enhancer (DAB, plus)	ADI-950-182
AP Chromogens	HIGHDEF® Red IHC Chromogen (AP)	ADI-950-140/1
	HIGHDEF® Blue IHC Chromogen (AP)	ADI-950-150
	HIGHDEF® Green IHC Chromogen (AP)	ADI-950-160
	HIGHDEF® Enhancer (AP)	ADI-950-180
Counterstain	HIGHDEF® Hematoxylin	ENZ-ACC106
Mounting Medium	HIGHDEF® Fluoromount	ADI-950-260
	HIGHDEF® Mount	ADI-950-261
Accessories	IHC/ISH Peroxidase Block	ENZ-ACC107
	IHC PAP (Mini) Pen	ADI-950-232
	IHC PAP Pen	ADI-950-233
	IHC Tissue Primer	ADI-950-234
	IHC Universal Negative Control Reagent	ADI-950-231
	IHC Wash Buffer	ADI-950-235

ELIMINATE DATA AMBIGUITY

High Sensitivity. Low Background. True Results.

For decades, immunohistochemistry (IHC) has been an invaluable tool for the detection, localization, and quantification of antigens in preserved tissue for research and diagnostic purposes. Enzo's complete set of tools improve the quality and efficiency of your IHC process from start to finish. Avoid ambiguity with high-sensitivity and low background reagents that are compatible with manual and automated platforms. Combined with the market's most extensive palette of unique chromogens, Enzo provides the flexibility needed for simple or complex protocols.

“The POLYVIEW® PLUS HRP-DAB (Anti-Rabbit) kit worked very well; there was no background and the protocol is faster than many other IHC kits available commercially. I would surely recommend it. I was really happy with the POLYVIEW® PLUS HRP-DAB (Anti-Mouse) kit too.”

– Columbia University

“We tested Enzo's POLYVIEW® IHC detection reagents and HIGHDEF® chromogens on our immunohistochemical autostainers against similar available detection reagents and chromogens. We found that Enzo's detection reagents and chromogens matched or exceeded what we currently used, allowing for increased sensitivity and specificity when used against both human and murine tissue.”

– The Beatson Institute

Application Notes:

[Compatibility of POLYVIEW® IHC Detection Reagents and HIGHDEF® IHC Chromogens with Automated IHC Slide Stainers](#)

This application note demonstrates the use of Enzo Life Sciences' POLYVIEW® IHC detection reagents and HIGHDEF® IHC chromogen with Dako Autostainer Link 48 and Biocare Medical IntelliPATH™ FLX as open system platforms to stain key biomarkers used in both fundamental and clinical cancer research.

[Characterization of Immune Cell Infiltrates in Human Cardiac Allograft Vasculopathy Using MULTIVIEW® IHC Kit](#)

This application note demonstrates the use of the Enzo Life Sciences' MULTIVIEW® IHC Kit to multiplex the detection of immune cells in cardiac allograft vasculopathy.

[Using Mouse-on-Mouse IHC Kits in Various Sample Types](#)

This application note demonstrates the superiority of Enzo Life Sciences' POLYVIEW® (mouse on mouse-HRP) IHC kit for the detection of antigens in mouse tissue using primary antibodies.

ENZO'S IHC PLATFORM

- Eliminates false positive results
- Consistent, reliable, and sharp results
- Compatible with both manual and automated platforms
- Cost-effective and time-saving

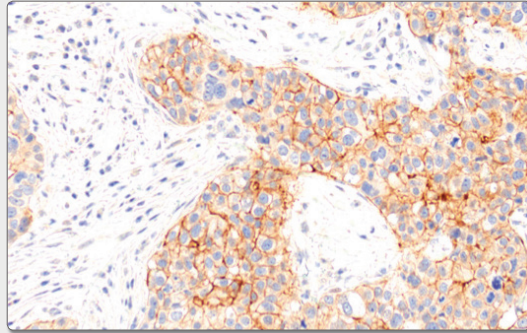
DETECT WITH CONFIDENCE

Enzo's POLYVIEW® PLUS Detection System Eliminates False Positive Results Observed with Common Commercially Available Kits

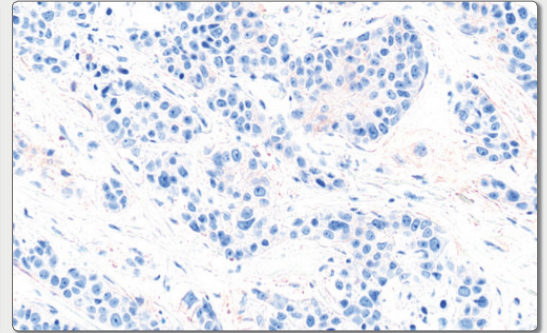
Comparative analysis of Enzo with a leading market competitor, using samples with clinical relevance, demonstrates elimination of false positive results

- Breast cancer tissue negative for HER2/Neu
- As expected, tissue stained with POLYVIEW® PLUS HRP Detection System is negative for HER2/Neu; the competitor HRP detection gave a false positive result
- HER2/Neu negative, confirmed by FISH analysis

**Competitor HRP Detection
(HER2/Neu is false positive)**

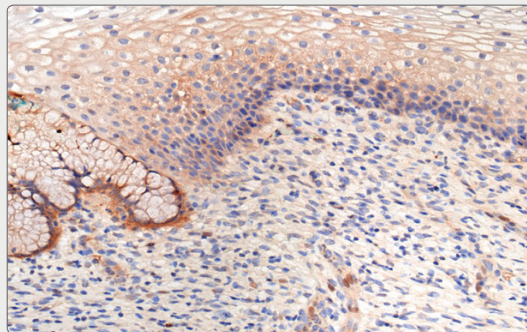


**Enzo's POLYVIEW® PLUS HRP Detection
(HER2/Neu is negative)**

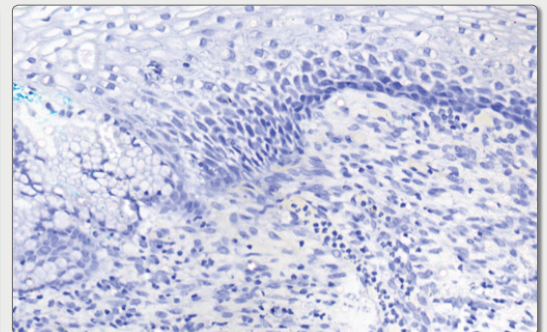


- Cervical cancer tissue negative for p16
- As expected, tissue stained with POLYVIEW® PLUS HRP Detection System is negative for p16; the competitor HRP detection gave a false positive result

**Competitor HRP Detection
(p16 is false positive)**

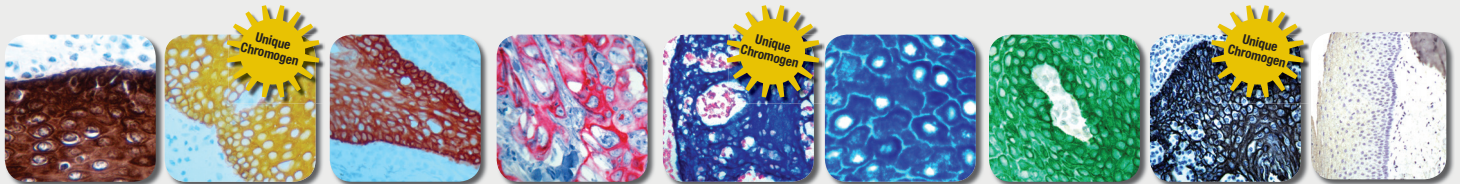


**Enzo's POLYVIEW® PLUS HRP Detection
(p16 is negative)**



AN UNRIVALED SELECTION OF HIGH DEFINITION CHROMOGENS

Enzo offers the broadest palette of colors to choose from, giving you the ultimate flexibility in planning your multiplex IHC protocol.



HIGHDEF® DAB (Brown) HRP	HIGHDEF® Yellow HRP	HIGHDEF® AEC (Red) HRP	HIGHDEF® Red AP	HIGHDEF® Blue HRP	HIGHDEF® Blue AP	HIGHDEF® Green AP	HIGHDEF® Black HRP	HIGHDEF® Hematoxylin
ENZ-ACC105	ADI-950-170	ADI-950-210	ADI-950-140	ADI-950-151	ADI-950-150	ADI-950-160	ADI-950-171	ENZ-ACC106
			ADI-950-141					

CLEAR AND CONSISTENT RESULTS

POLYVIEW® PLUS Nanopolymer Peroxidase Detection Solutions

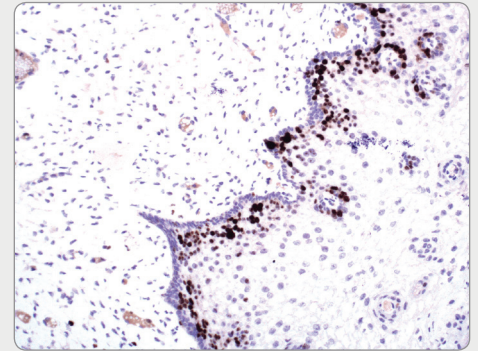
Complete kits with high-sensitivity and low background deliver clear results

- Complete ready-to-use staining kits and reagents for IHC and ISH
- High sensitivity POLYVIEW® PLUS reagents' biotin-free nanopolymer detection circumvents endogenous background while providing specific antigen localization
- HIGHDEF® DAB (Brown) HRP provides high intensity color development to deliver sharp, crisp staining
- Compatible with manual and automated platforms

Kits Include:

IHC/ISH Peroxidase Block	Antibody Blocking Buffer
POLYVIEW® PLUS HRP (Anti-Rabbit or Anti-Mouse) Reagent (Ready-to-Use)	HIGHDEF® DAB Substrate
HIGHDEF® Hematoxylin	HIGHDEF® DAB Chromogen

Clear, consistent results eliminate ambiguity



Formalin-fixed paraffin-embedded cervical tissue stained using POLYVIEW® PLUS HRP-DAB (Anti-Rabbit) Kit to detect Ki-67 on an autostainer (Leica Bond Rx).

NANOPOLYMER DETECTION KITS		
Product Name	Product #	Size
POLYVIEW® PLUS HRP-DAB (Anti-Rabbit) Kit	ENZ-KIT159	150 Tests
POLYVIEW® PLUS HRP-DAB (Anti-Mouse) Kit	ENZ-KIT160	150 Tests

NANOPOLYMER DETECTION REAGENTS		
Product Name	Product #	Size
POLYVIEW® PLUS HRP (Anti-Rabbit) Reagent*	ENZ-ACC103	150 Tests
POLYVIEW® PLUS HRP (Anti-Mouse) Reagent*	ENZ-ACC104	150 Tests
POLYVIEW® PLUS AP (Anti-Rabbit) Reagent*	ENZ-ACC110	150 Tests

* Ready-to-Use reagent

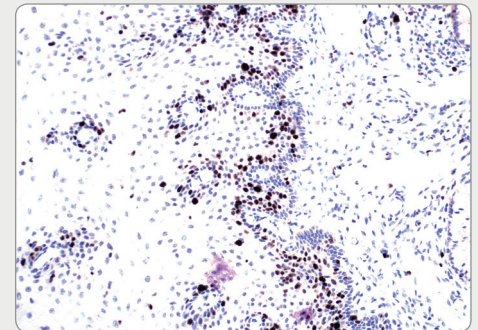
SAVIEW® PLUS Streptavidin Detection Solutions

Streptavidin-based detection with increased sensitivity and lower background

- Reduced carbohydrate and biotin background
- Optimized ready-to-use reagents for IHC and ISH detection
- Compatible with both manual and automated platforms

STREPTAVIDIN DETECTION REAGENTS		
Product Name	Product #	Size
SAVIEW® PLUS HRP Reagent	ENZ-ACC102	150 Tests
SAVIEW® PLUS AP Reagent	ENZ-ACC111	150 Tests

Strong signal and low background provides clear results



Formalin-fixed paraffin-embedded cervical tissue stained using SAVIEW® PLUS HRP Reagent to detect Ki-67 on an autostainer (Leica Bond Rx).

Multiplex Detection Kits

Superior MULTIVIEW® IHC kits for efficient detection of multiple antigens in a single tissue sample

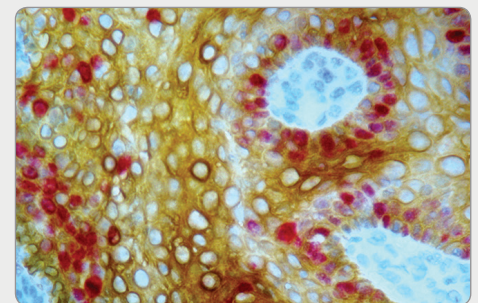
- Biotin-free nanopolymer-based system for superior multiplex antigen detection
- Complete kit includes HIGHDEF® chromogens for sensitive, crisp 2-color development
- Preserves precious tissue while reducing reagent and labor costs
- Expandable with additional chromogens (sold separately)

Kits Include:

- Peroxidase Block
- POLYVIEW® HRP & AP Detection Reagents
- HIGHDEF® Stable DAB Plus Chromogen & Buffer
- HIGHDEF® Red Chromogen & Buffer Mixing Bottles

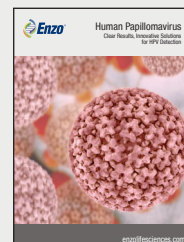
MULTIPLEX DETECTION KITS		
Product Name	Product #	Size
MULTIVIEW® (mouse-HRP/rabbit-AP) Kit	ADI-950-100	100 Tests
MULTIVIEW® (mouse-HRP/mouse-AP) Kit	ADI-950-101	100 Tests

Superior detection of multiple antigens



Formalin-fixed paraffin-embedded human tonsil double stained using MULTIVIEW® (mouse-HRP/rabbit-AP) IHC kit. Primary rabbit anti-Ki-67 antibody was visualized with HIGHDEF® red IHC chromogen (AP), while primary mouse anti-HMW CK antibody was visualized with HIGHDEF® yellow IHC chromogen (HRP), producing a distinct golden yellow color contrasting with the bright red

You may also be interested in:



Global Headquarters
ENZO LIFE SCIENCES, INC.
10 Executive Blvd.
Farmingdale, NY 11735
Ph: 800.942.0430
Fax: 631.694.7501
info-usa@enzolifesciences.com

European Sales Office
ENZO LIFE SCIENCES (ELS) AG
Industriestrasse 17
CH-4415 Lausen, Switzerland
Ph: +41 61 926 8989
Fax: +41 61 926 8979
info-eu@enzolifesciences.com

LOCAL EUROPEAN OFFICES

Belgium & Luxembourg
Enzo Life Sciences BVBA
Avenue Louise 65/Box 11
1050 Bruxelles
Belgium
Ph: +32 3 466 0420
Fax: +32 3 808 7033
info-be@enzolifesciences.com

France
Enzo Life Sciences (ELS) AG
Branch Office Lyon
13, avenue Albert Einstein,
F-69100 Villeurbanne, France
Ph: +33 472 440 655
Fax: +33 481 680 254
info-fr@enzolifesciences.com

Germany
Enzo Life Sciences GmbH
Basler Strasse 57a
DE-79540 Lörrach
Germany
Ph: +49 7621 5500 526
Fax: +49 7621 5500 527
info-de@enzolifesciences.com

Netherlands
Enzo Life Sciences BVBA
Postbus 47
NL-4940 AA Raamsdonksveer
Netherlands
Ph: +32 3 466 0420
Fax: +32 3 808 7033
info-nl@enzolifesciences.com

UK & Ireland
Enzo Life Sciences (UK) Ltd.
1 Colleton Crescent
Exeter EX2 4DG
Ph: 0845 601 1488 (UK customers)
Ph: +44 1392 825900
Fax: +44 1392 825910
info-uk@enzolifesciences.com

**For local distributors and detailed product information visit us online:
www.enzolifesciences.com**

Put our experience to work for you!

Our broad range of scientific expertise and manufacturing capabilities enables us to provide innovative tools for IHC analysis to save you time and money!